

Scaled data based on original data using  
LM-79-08 Approved Method: Electrical and Photometric Measurements of Solid-  
State Lighting Products

Test Report Prepared for  
Cooper Lighting Solutions  
(formerly Eaton)

Brand: McGRAW-EDISON

Report Number: P385410

Luminaire Tested: **GWC-SA1A-722-U-SLL-HSS**

Issue Date: 3/3/2020

**Test Information**

Test Method: LM-79-08  
Report Number: P385410  
TEST IS SCALED FROM IESNA LM-79-08 TEST DATA (G2-1903-205-27)  
Test Lab: INNOVATION CENTER  
Issue Date: 3/3/2020  
Manufacturer: COOPER LIGHTING SOLUTIONS (FORMERLY EATON)  
Product Line: MCGRAW-EDISON  
Catalog Number: GWC-SA1A-722-U-SLL-HSS  
Description: GALLEON WALL LUMINAIRE  
(1) 70 CRI, 2200K, 615mA LIGHTSQUARE WITH 16 LEDS AND SPILL LIGHT  
ELIMINATOR LEFT OPTICS WITH HOUSE SIDE SHIELD  
Light Source: -  
Ballast/Driver: ELECTRONIC DRIVER

**Summary**

Lumens per Lamp: N/A  
Luminaire Lumens: 2712 lumens  
Efficiency: N/A  
Efficacy: 79.8 lumens/watt  
Luminous Opening: Rectangular (W 0.5' x L: 0.5' x H: 0')  
IES Classification: Type III - Medium  
BUG Rating: B0 - U0 - G1

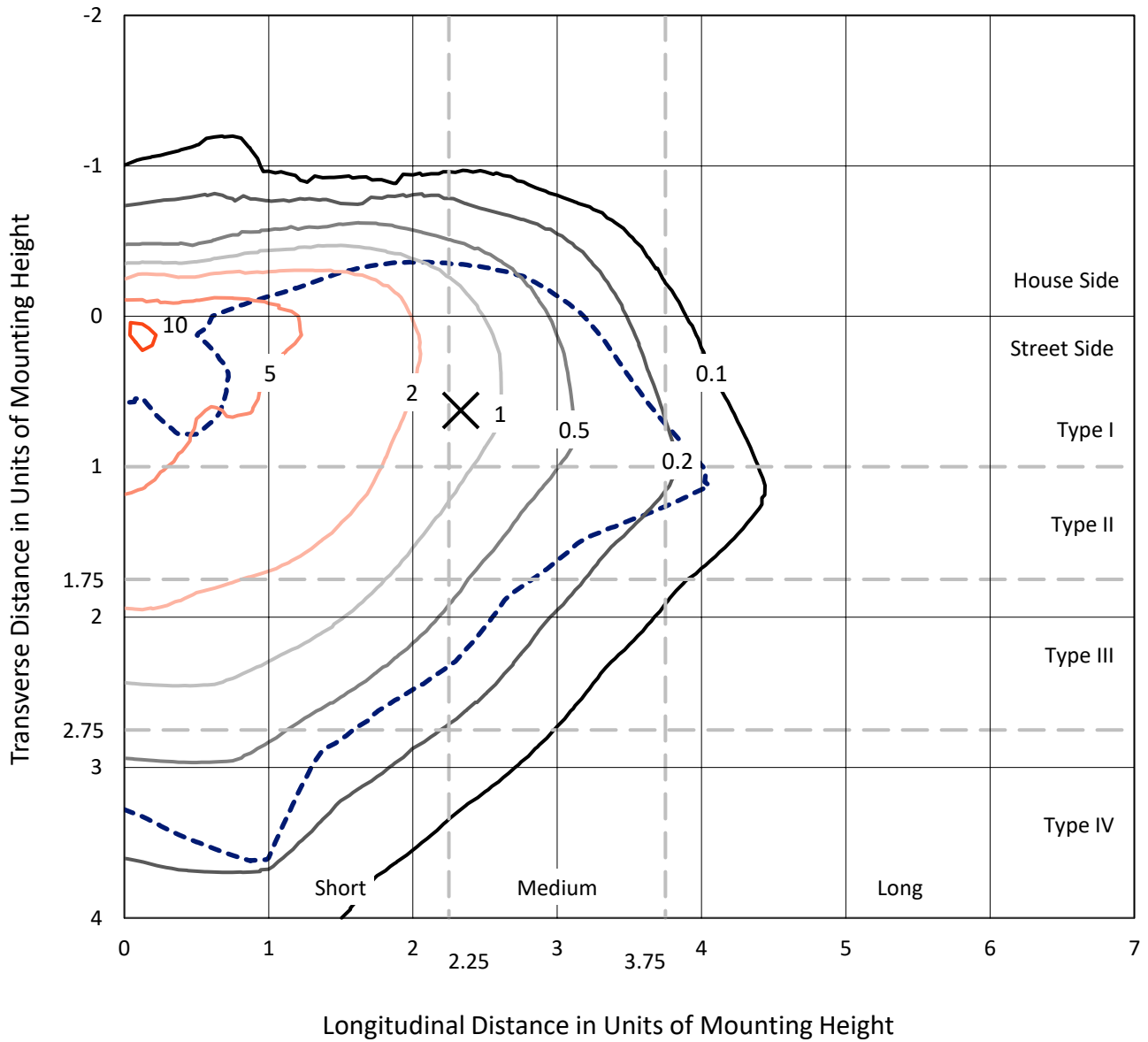
Input Watts (W): 34  
Input Voltage (V): NR  
Input Current (A<sub>in</sub>): NR  
Voltage Rise (V): NR  
Power Factor: NR  
Total Harmonic Distortion (THDi): NR  
Frequency (hertz): 60  
Stabilization Time: NR  
Operation Time: NR  
Ambient Temperature (°C): NR  
Test Distance: 24 FT



REPORT NUMBER: P385410  
 CATALOG NUMBER: GWC-SA1A-722-U-SLL-HSS

### Iso-Footcandle Lines of Horizontal Illumination

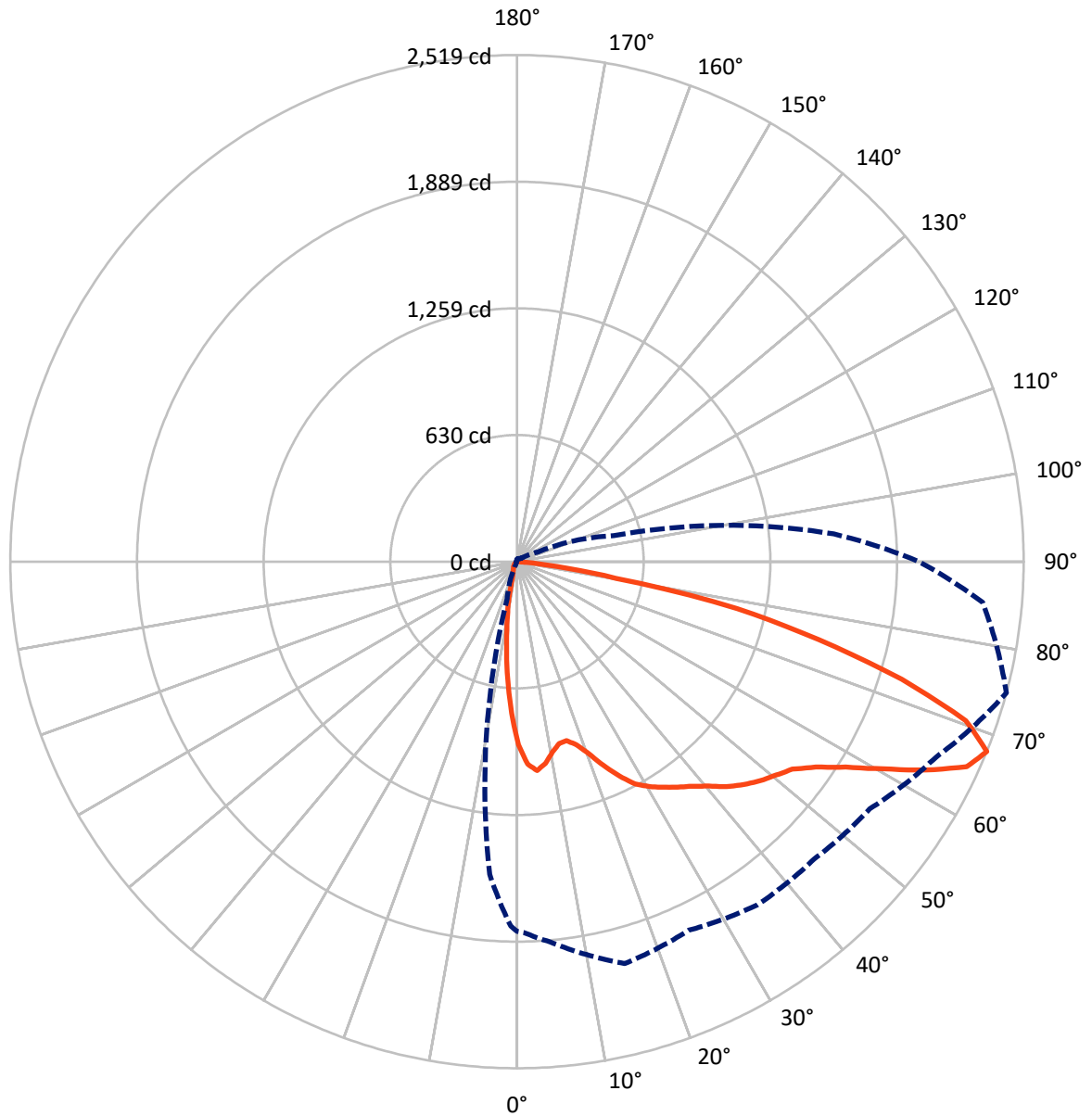
✕ Max cd  
 - - - 1/2 Max cd



Based on 10 foot mounting height. Maximum calculated value = 11.8 fc  
 Type III - Medium - N/A

REPORT NUMBER: P385410  
CATALOG NUMBER: GWC-SA1A-722-U-SLL-HSS

### Luminous Intensity Polar Plot



— Vertical Plane Through 75-Deg Lateral    - - - Horizontal Cone Through 67.5-Deg Vertical

REPORT NUMBER: P385410

CATALOG NUMBER: GWC-SA1A-722-U-SLL-HSS

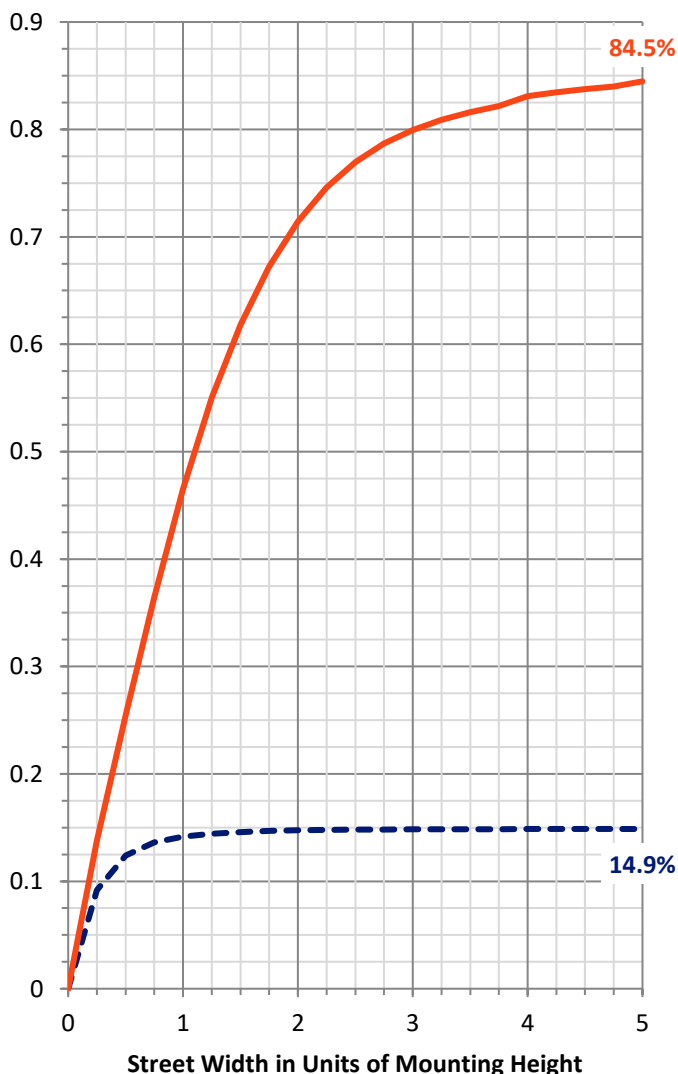
**FLUX DISTRIBUTION:**

		Downward	Upward	Total
<b>House Side</b>	Lumens	407.0	0.0	407.0
	% Fixture	15.0	0.0	15.0
<b>Street Side</b>	Lumens	2305.0	0.0	2305.0
	% Fixture	85.0	0.0	85.0
<b>Total</b>	Lumens	2712.0	0.0	2712.0
	% Fixture	100.0	0.0	100.0

**ZONAL LUMENS:**

Zone	Lumens	% Fixture
0°-10°	69.0	2.5
10°-20°	135.9	5.0
20°-30°	192.2	7.1
30°-40°	282.7	10.4
40°-50°	406.3	15.0
50°-60°	571.9	21.1
60°-70°	668.0	24.6
70°-80°	340.8	12.6
80°-90°	45.3	1.7
90°-100°	0.0	0.0
100°-110°	0.0	0.0
110°-120°	0.0	0.0
120°-130°	0.0	0.0
130°-140°	0.0	0.0
140°-150°	0.0	0.0
150°-160°	0.0	0.0
160°-170°	0.0	0.0
170°-180°	0.0	0.0
0°-90°	2712.0	100.0
0°-180°	2712.0	100.0

**Coefficient of Utilization**



REPORT NUMBER: P385410

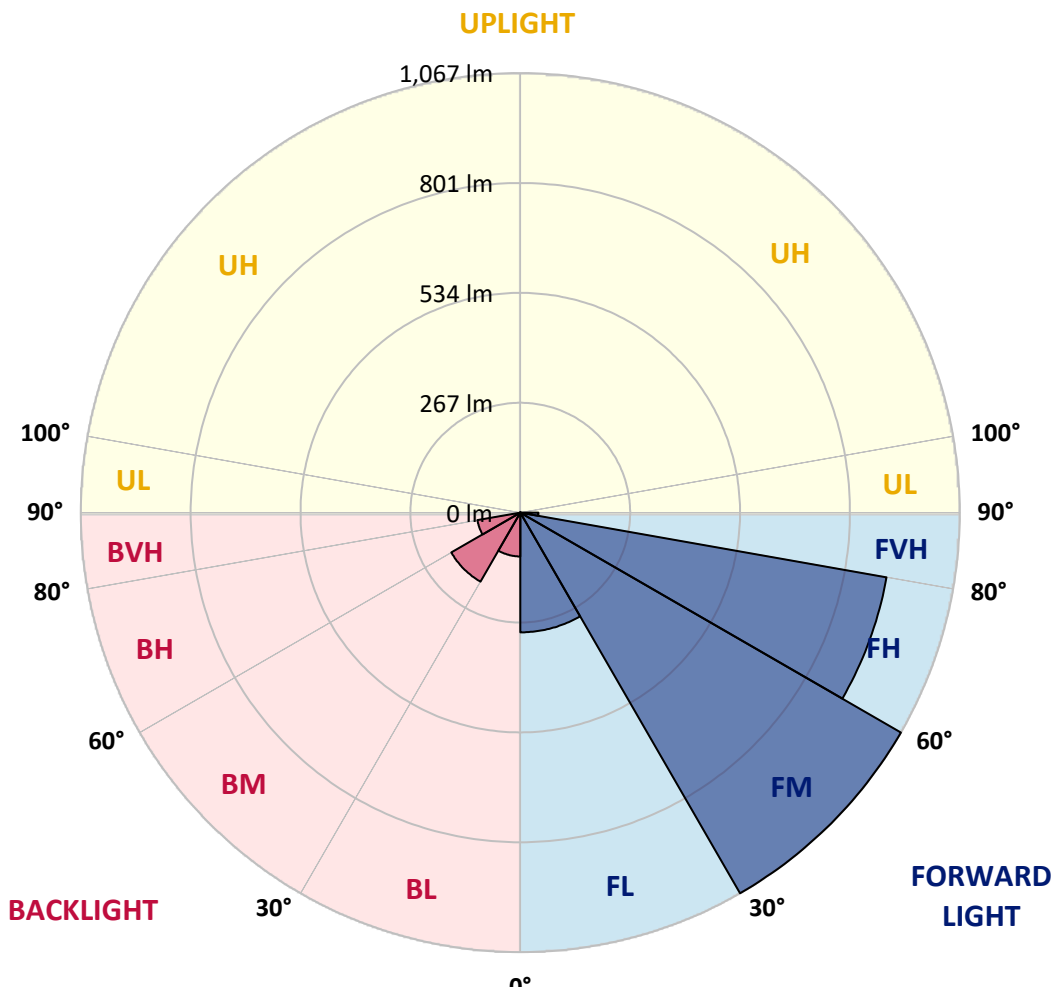
CATALOG NUMBER: GWC-SA1A-722-U-SLL-HSS

**LUMINAIRE CLASSIFICATION SYSTEM LUMEN TABLE AND BUG RATING:**

Zone	Lumens	% Fixture	Zone Rating/Lumen Limit		
			B	U	G
FL (0°-30°)	290.7	10.7			
FM (30°-60°)	1067.4	39.4			
FH (60°-80°)	903.0	33.3			G1/1800
FVH (80°-90°)	43.9	1.6			G1/100
BL (0°-30°)	106.4	3.9	B0/110		
BM (30°-60°)	193.5	7.1	B0/220		
BH (60°-80°)	105.7	3.9	B0/110		G0/110
BVH (80°-90°)	1.4	0.1			G0/10
UL (90°-100°)	0.0	0.0		U0/0	
UH (100°-180°)	0.0	0.0		U0/0	

**BUG Rating: B0-U0-G1**

Type III Medium





REPORT NUMBER: P385410  
 CATALOG NUMBER: GWC-SA1A-722-U-SLL-HSS

**CANDELA DISTRIBUTION (FULL):**

	0°	1°	5°	15°	25°	35°	45°	55°	65°	75°	85°
0°	909.8	909.8	909.8	909.8	909.8	909.8	909.8	909.8	909.8	909.8	909.8
2.5°	986.3	987.8	995.8	1014.3	1034.4	1036.0	1049.6	1035.6	1030.8	1008.2	984.9
5°	993.7	999.6	1027.0	1081.3	1128.5	1143.6	1154.4	1126.9	1098.0	1042.8	983.8
7.5°	933.7	943.6	986.7	1088.7	1172.9	1210.2	1217.3	1174.2	1103.4	1012.5	923.8
10°	856.9	868.2	920.1	1045.5	1161.2	1225.1	1234.9	1178.5	1076.7	963.4	859.0
12.5°	794.7	808.0	861.0	996.9	1121.0	1191.7	1211.0	1164.2	1053.6	928.6	814.6
15°	766.1	781.2	837.0	965.6	1076.5	1132.1	1148.0	1127.8	1040.7	923.1	804.4
17.5°	782.5	799.0	856.5	968.3	1034.6	1058.3	1071.2	1079.4	1040.7	956.3	834.4
20°	850.0	867.7	928.6	995.6	999.9	991.0	1004.8	1033.7	1052.8	1019.5	906.6
22.5°	943.2	964.0	1032.8	1042.5	982.9	949.4	951.2	996.5	1074.8	1099.7	1006.8
25°	1056.9	1082.4	1152.3	1112.4	990.0	924.6	924.0	966.0	1096.2	1180.0	1118.5
27.5°	1169.9	1197.9	1259.3	1197.7	1019.2	920.1	918.8	956.7	1117.2	1251.4	1240.4
30°	1264.5	1291.8	1344.7	1259.5	1050.6	930.6	924.5	966.6	1129.6	1297.8	1329.3
32.5°	1341.6	1363.5	1406.2	1302.1	1084.3	951.1	937.7	993.1	1150.8	1337.0	1411.0
35°	1426.4	1449.4	1466.5	1342.5	1122.1	980.5	961.3	1035.1	1183.5	1376.8	1500.5
37.5°	1523.1	1546.0	1544.0	1379.5	1170.0	1029.2	1017.0	1101.6	1234.2	1416.3	1600.5
40°	1617.8	1641.2	1624.5	1420.0	1226.3	1109.5	1100.5	1201.6	1302.2	1466.8	1717.7
42.5°	1706.5	1731.8	1696.1	1458.3	1293.3	1210.7	1226.1	1330.3	1387.2	1528.9	1818.6
45°	1777.9	1803.7	1756.1	1495.5	1364.0	1333.5	1379.9	1472.9	1489.5	1581.5	1886.8
47.5°	1829.8	1854.2	1797.7	1532.8	1454.4	1483.7	1564.5	1622.5	1581.9	1627.1	1935.3
50°	1863.0	1882.0	1809.9	1579.4	1573.1	1658.9	1756.8	1785.1	1668.8	1668.2	1994.1
52.5°	1884.0	1892.6	1818.9	1628.1	1697.0	1849.7	1945.2	1954.0	1758.4	1713.4	2073.4
55°	1956.6	1963.5	1882.6	1687.1	1799.4	2016.9	2115.5	2107.3	1859.7	1801.9	2166.9
57.5°	2080.5	2087.8	2014.3	1771.9	1882.2	2120.2	2239.0	2253.8	1978.6	1926.3	2267.1
60°	2142.6	2156.3	2130.0	1879.3	1962.5	2186.2	2323.1	2370.3	2127.1	2090.2	2364.2
62.5°	2086.2	2106.0	2144.0	1998.4	2042.3	2222.5	2349.3	2412.0	2279.2	2281.3	2424.1
65°	1973.7	1989.5	2054.0	2063.6	2088.5	2218.0	2284.6	2353.7	2372.3	2456.7	2420.9
67.5°	1837.8	1843.7	1898.4	2068.8	2021.5	2082.9	2090.1	2141.2	2298.7	2518.9	2323.6
70°	1642.1	1645.3	1693.1	1896.7	1737.2	1750.7	1740.0	1750.4	1976.3	2367.5	2078.1
72.5°	1321.6	1329.7	1397.6	1575.2	1265.6	1226.6	1310.4	1305.8	1522.0	2000.2	1543.4
75°	973.0	987.0	1089.7	1268.8	888.2	803.5	864.6	880.9	1082.0	1547.2	965.2
77.5°	681.3	691.7	791.1	932.7	642.9	574.5	552.4	571.8	714.2	1119.2	486.3
80°	392.5	396.3	459.8	538.5	433.2	495.6	449.0	462.4	427.9	498.0	209.2
82.5°	256.8	257.5	282.3	320.5	269.8	313.5	232.0	296.6	263.2	200.0	68.1
85°	138.7	139.5	163.7	227.5	152.8	86.3	50.7	104.2	162.8	45.9	18.6
87.5°	15.3	14.0	49.3	82.7	42.4	7.8	2.7	11.7	26.1	3.0	0.0
90°	0.0	0.0	0.0	0.0	0.0	0.0	0.0	0.0	0.0	0.0	0.0



REPORT NUMBER: P385410

CATALOG NUMBER: GWC-SA1A-722-U-SLL-HSS

**CANDELA DISTRIBUTION (continued):**

	90°	95°	105°	115°	125°	135°	145°	155°	165°	175°	180°
0°	909.8	909.8	909.8	909.8	909.8	909.8	909.8	909.8	909.8	909.8	909.8
2.5°	972.9	962.2	935.7	907.5	884.9	863.7	842.4	816.3	796.1	792.0	785.3
5°	952.1	918.3	862.6	806.5	761.4	704.5	668.4	640.3	612.8	611.1	605.6
7.5°	879.4	834.9	756.4	679.0	615.5	561.3	506.6	469.9	441.2	431.0	425.0
10°	809.5	759.5	661.5	573.1	516.5	468.5	430.0	391.7	357.0	333.1	322.3
12.5°	760.7	705.4	597.4	521.2	480.6	435.1	388.1	340.3	300.4	271.6	254.0
15°	741.8	682.8	575.9	500.7	450.5	393.0	332.9	278.3	233.9	207.9	192.1
17.5°	764.3	695.7	574.3	475.6	405.6	334.0	267.6	203.1	161.4	141.6	131.4
20°	821.3	736.5	573.6	444.9	352.1	264.1	181.3	133.6	108.3	97.3	92.5
22.5°	902.0	788.7	578.8	414.6	296.5	188.7	125.1	98.2	85.2	79.3	76.6
25°	1005.8	861.9	593.3	387.1	244.2	140.8	97.5	82.2	73.1	68.5	66.5
27.5°	1116.4	946.2	615.9	363.2	201.7	112.3	83.5	70.4	63.8	60.6	58.8
30°	1207.6	1043.8	638.8	336.6	170.9	97.9	76.4	64.2	56.7	54.6	52.9
32.5°	1287.4	1117.7	654.9	312.6	150.7	87.0	69.1	57.4	52.3	48.3	46.5
35°	1370.0	1179.2	654.4	295.7	136.8	78.8	63.0	51.4	45.2	40.6	39.2
37.5°	1459.4	1248.7	643.3	281.4	130.8	72.2	59.5	48.2	42.0	37.4	35.6
40°	1564.1	1321.7	631.8	267.9	129.1	66.9	57.0	45.6	39.1	34.6	32.8
42.5°	1666.1	1387.5	621.8	257.8	121.9	66.8	54.9	43.7	36.7	32.4	30.3
45°	1747.7	1448.8	619.9	251.8	114.3	69.1	53.7	42.4	34.9	30.6	28.6
47.5°	1815.5	1515.3	632.2	247.6	107.1	63.1	56.5	41.5	33.3	29.0	26.9
50°	1896.2	1597.0	661.2	240.6	99.6	56.8	64.7	41.8	31.9	27.5	25.2
52.5°	2008.8	1710.1	703.9	228.9	89.2	51.0	63.7	42.0	30.3	25.8	23.5
55°	2134.9	1851.3	749.8	209.5	74.6	43.4	54.6	40.2	27.4	24.0	21.8
57.5°	2267.5	1979.3	777.0	186.4	59.4	37.5	43.7	36.6	24.2	21.6	20.2
60°	2288.3	2028.0	764.5	158.0	47.1	32.6	32.4	37.3	21.6	19.0	18.0
62.5°	2236.5	1966.9	704.3	132.7	39.4	28.6	26.6	32.5	19.5	17.0	15.9
65°	2137.0	1801.5	606.6	119.6	36.6	24.5	22.1	22.9	17.1	14.8	13.9
67.5°	1998.5	1580.8	498.1	112.2	36.2	21.1	18.9	17.3	14.8	12.8	12.1
70°	1715.3	1317.0	397.4	108.0	35.2	17.7	15.9	14.1	12.3	10.9	10.3
72.5°	1262.5	933.2	309.1	103.5	35.5	14.1	13.9	11.7	9.9	8.5	8.2
75°	729.5	533.2	202.7	83.9	33.8	10.9	11.6	8.2	6.9	5.9	5.9
77.5°	388.8	325.2	77.2	34.9	12.3	6.9	6.6	4.9	4.4	3.6	3.5
80°	169.5	143.1	23.3	9.8	6.8	3.7	2.4	2.2	1.9	1.5	1.4
82.5°	60.0	51.8	7.6	4.8	3.0	0.0	0.0	0.0	0.0	0.0	0.0
85°	13.6	9.8	0.0	1.2	0.0	0.0	0.0	0.0	0.0	0.0	0.0
87.5°	0.0	0.0	0.0	0.0	0.0	0.0	0.0	0.0	0.0	0.0	0.0
90°	0.0	0.0	0.0	0.0	0.0	0.0	0.0	0.0	0.0	0.0	0.0





REPORT NUMBER: P385410  
 CATALOG NUMBER: GWC-SA1A-722-U-SLL-HSS

**CANDELA DISTRIBUTION (continued):**

	185°	195°	205°	215°	225°	235°	245°	255°	265°	270°	275°
0°	909.8	909.8	909.8	909.8	909.8	909.8	909.8	909.8	909.8	909.8	909.8
2.5°	771.7	768.9	752.2	752.8	755.8	760.0	750.0	754.6	767.1	779.0	783.5
5°	596.7	597.4	587.2	593.5	599.2	603.0	586.9	587.1	597.0	610.5	617.6
7.5°	420.5	419.5	420.0	435.0	445.7	438.0	444.0	423.1	424.3	434.0	426.8
10°	312.6	298.4	290.5	301.8	313.5	309.2	298.8	292.0	296.8	307.4	306.7
12.5°	245.6	225.3	213.4	205.3	214.9	207.0	206.7	200.8	194.4	195.5	212.6
15°	184.7	170.0	155.8	142.9	142.6	139.9	126.2	110.7	109.5	110.2	119.1
17.5°	127.1	122.0	116.3	105.1	102.1	90.8	77.5	71.3	68.2	69.6	72.6
20°	89.3	87.4	88.0	82.0	77.7	66.9	59.1	56.7	56.1	57.6	59.0
22.5°	74.0	70.5	70.1	67.4	63.2	55.4	51.1	49.7	49.1	50.4	51.4
25°	64.7	61.3	59.9	58.2	53.7	48.3	45.7	44.5	43.8	44.6	45.2
27.5°	57.0	53.8	52.5	51.4	47.0	43.2	41.1	40.0	39.4	39.7	40.3
30°	51.3	48.4	46.8	45.4	41.6	38.9	37.1	36.0	35.5	35.5	36.1
32.5°	45.2	43.7	42.1	40.3	36.9	35.1	33.3	32.0	31.5	31.6	32.1
35°	37.6	37.1	37.5	35.8	32.9	31.3	29.5	28.1	27.7	27.9	28.4
37.5°	33.4	31.1	32.5	31.6	29.9	27.9	25.6	24.3	23.6	24.0	24.3
40°	30.7	27.9	26.9	27.7	27.5	24.2	22.1	20.8	20.3	20.4	20.7
42.5°	28.4	25.1	22.7	22.6	24.2	21.1	18.9	17.7	17.1	17.1	17.3
45°	26.2	22.6	19.8	17.6	20.3	17.9	15.8	14.8	14.0	14.0	14.1
47.5°	24.5	20.6	17.2	14.4	15.3	14.6	13.0	11.9	11.2	11.2	11.3
50°	23.0	18.5	14.9	12.1	11.4	12.1	10.5	9.4	8.9	8.7	9.0
52.5°	21.3	16.4	12.7	10.3	9.0	9.1	8.2	7.5	6.8	6.8	7.1
55°	19.7	14.8	11.0	8.7	7.5	6.8	6.6	6.0	5.5	5.5	5.8
57.5°	18.0	13.0	9.4	7.2	5.9	5.4	5.4	5.0	4.6	4.6	4.9
60°	16.4	11.2	7.7	5.9	4.6	4.5	4.6	4.2	4.0	4.0	4.2
62.5°	14.6	9.5	6.3	4.9	3.7	3.6	4.0	3.7	3.5	3.5	3.7
65°	12.5	8.1	5.0	3.7	2.8	2.8	3.3	3.1	2.8	2.8	3.1
67.5°	10.5	6.8	3.9	2.7	2.1	2.2	2.8	2.6	2.4	2.4	2.7
70°	8.7	5.3	2.7	1.7	1.2	1.7	2.2	2.2	2.2	2.2	2.4
72.5°	6.6	3.6	1.5	0.6	0.5	1.2	1.8	2.1	1.9	1.9	2.3
75°	4.2	2.1	0.5	0.0	0.0	0.6	1.4	1.7	1.7	1.5	1.9
77.5°	2.4	0.6	0.0	0.0	0.0	0.0	0.9	0.8	0.6	0.5	0.9
80°	0.6	0.0	0.0	0.0	0.0	0.0	0.0	0.0	0.0	0.0	0.0
82.5°	0.0	0.0	0.0	0.0	0.0	0.0	0.0	0.0	0.0	0.0	0.0
85°	0.0	0.0	0.0	0.0	0.0	0.0	0.0	0.0	0.0	0.0	0.0
87.5°	0.0	0.0	0.0	0.0	0.0	0.0	0.0	0.0	0.0	0.0	0.0
90°	0.0	0.0	0.0	0.0	0.0	0.0	0.0	0.0	0.0	0.0	0.0



REPORT NUMBER: P385410  
 CATALOG NUMBER: GWC-SA1A-722-U-SLL-HSS

**CANDELA DISTRIBUTION (continued):**

	285°	295°	305°	315°	325°	335°	345°	355°	359°	360°
0°	909.8	909.8	909.8	909.8	909.8	909.8	909.8	909.8	909.8	909.8
2.5°	801.7	816.8	838.1	860.8	895.6	923.2	950.3	973.6	982.5	986.3
5°	634.5	656.7	688.0	728.0	790.9	847.4	904.7	962.4	987.4	993.7
7.5°	455.3	483.7	523.4	573.6	647.2	720.5	800.5	885.2	924.0	933.7
10°	337.0	371.7	417.1	470.1	540.3	615.6	702.9	799.6	843.9	856.9
12.5°	239.1	286.0	346.9	411.2	472.1	539.3	627.6	734.2	780.7	794.7
15°	140.4	185.8	257.8	344.0	422.0	490.1	579.8	700.7	751.9	766.1
17.5°	80.6	103.2	157.6	253.7	359.6	453.9	564.8	709.0	769.4	782.5
20°	61.5	68.7	90.8	163.4	286.6	418.3	564.8	756.3	830.7	850.0
22.5°	53.8	59.1	68.1	97.5	210.9	380.1	571.3	824.7	921.9	943.2
25°	47.8	52.5	60.3	73.4	143.9	334.8	586.9	908.5	1029.3	1056.9
27.5°	42.8	47.3	54.2	64.2	98.4	280.1	607.8	1007.0	1147.8	1169.9
30°	38.3	42.5	48.8	55.9	75.9	218.0	625.7	1099.7	1240.8	1264.5
32.5°	34.0	37.9	43.6	48.8	62.2	161.2	627.6	1173.2	1318.0	1341.6
35°	30.1	33.5	38.7	42.8	51.5	127.3	597.6	1236.9	1395.2	1426.4
37.5°	26.2	29.5	34.0	37.1	45.4	103.8	551.9	1308.0	1494.2	1523.1
40°	22.6	25.6	30.2	32.2	42.9	79.8	502.2	1382.5	1591.4	1617.8
42.5°	19.3	22.1	26.6	30.6	37.6	59.6	448.5	1452.4	1678.7	1706.5
45°	16.1	19.0	23.5	32.4	31.2	44.6	391.1	1498.7	1747.7	1777.9
47.5°	13.0	16.3	22.5	30.8	24.9	32.8	345.6	1542.7	1800.0	1829.8
50°	10.4	13.7	25.3	27.5	20.4	25.1	326.6	1582.0	1834.3	1863.0
52.5°	8.5	11.6	23.9	21.1	17.1	20.7	336.9	1645.7	1866.0	1884.0
55°	7.1	9.1	14.4	14.6	14.5	17.6	349.6	1737.2	1948.1	1956.6
57.5°	6.2	7.3	10.0	11.3	12.2	15.7	349.8	1868.5	2075.2	2080.5
60°	5.3	6.4	8.4	9.1	10.5	14.0	337.1	1914.3	2125.2	2142.6
62.5°	4.6	5.7	6.9	7.6	8.9	12.6	307.3	1847.9	2056.6	2086.2
65°	4.1	5.1	5.8	6.4	7.8	11.3	258.2	1715.1	1942.7	1973.7
67.5°	3.6	4.5	5.1	5.8	7.1	10.0	190.1	1560.8	1812.1	1837.8
70°	3.2	4.0	4.6	5.1	6.2	8.5	115.4	1324.4	1631.4	1642.1
72.5°	3.1	3.6	4.2	4.6	5.4	7.5	58.5	973.3	1304.2	1321.6
75°	2.7	3.2	3.9	4.1	4.8	6.4	23.8	639.3	945.2	973.0
77.5°	2.2	3.0	3.5	3.7	4.1	5.3	12.1	408.5	663.3	681.3
80°	0.8	2.2	3.0	3.1	3.5	3.9	8.0	223.7	384.8	392.5
82.5°	0.0	1.4	2.3	2.2	2.4	3.0	5.1	106.4	254.0	256.8
85°	0.0	0.6	1.8	1.4	1.0	2.1	1.8	23.3	133.2	138.7
87.5°	0.0	0.0	0.1	0.6	0.5	0.8	0.3	0.1	12.1	15.3
90°	0.0	0.0	0.0	0.0	0.0	0.0	0.0	0.0	0.0	0.0

Signify Classified - Internal  
Cooper Lighting Solutions Photometric Lab  
1121 Highway 74 South  
Peachtree City, GA 30269

Scaled Data Report



Report Generated By 670245982

Signify Classified - Internal  
Cooper Lighting Solutions Photometric Lab  
1121 Highway 74 South  
Peachtree City, GA 30269

Scaled Data Report



Signify Classified - Internal  
Cooper Lighting Solutions Photometric Lab  
1121 Highway 74 South  
Peachtree City, GA 30269

Scaled Data Report



Signify Classified - Internal  
Cooper Lighting Solutions Photometric Lab  
1121 Highway 74 South  
Peachtree City, GA 30269

Scaled Data Report





--- HS    — SS

Signify Classified - Internal  
Cooper Lighting Solutions Photometric Lab  
1121 Highway 74 South  
Peachtree City, GA 30269

Scaled Data Report



u



Signify Classified - Internal  
Cooper Lighting Solutions Photometric Lab  
1121 Highway 74 South  
Peachtree City, GA 30269

Scaled Data Report



Signify Classified - Internal  
Cooper Lighting Solutions Photometric Lab  
1121 Highway 74 South  
Peachtree City, GA 30269

Scaled Data Report



Signify Classified - Internal  
Cooper Lighting Solutions Photometric Lab  
1121 Highway 74 South  
Peachtree City, GA 30269

Scaled Data Report



Signify Classified - Internal  
Cooper Lighting Solutions Photometric Lab  
1121 Highway 74 South  
Peachtree City, GA 30269

Scaled Data Report



(END OF REPORT)